




<p><b>Condover Church of England Primary School</b>  <i>Love Each Other and Know We Are Loved</i>            Love    Forgiveness    Trust</p> 	<p><b>St Edward's Church of England Primary School</b>  <i>Love Each Other and Know We Are Loved</i>            Love    Forgiveness    Trust</p> 	<p><b>BITTERLEY C OF E PRIMARY SCHOOL</b>  <i>"Be courageous; be strong. Do everything in love" (1 Corinthians 16:13-14)</i></p> 
<p align="center"><b>Writing Endpoints 2023 - 24</b></p>		
<p><b>End of EYFS</b>  <b>ELG: Writing</b></p> <ul style="list-style-type: none"> <li>• Write recognisable letters, most of which are correctly formed.</li> <li>• Spell words by identifying sounds in them and representing the sounds with a letter or letters.</li> <li>• Write simple phrases and sentences that can be read by others.</li> </ul>		
<p><b>End of Year 1</b></p> <ul style="list-style-type: none"> <li>• Spell phonemes taught, exception words and days of the week.</li> <li>• Name letters of the alphabet, use prefixes and suffixes.</li> <li>• Form letters when handwriting confidently and correctly.</li> <li>• Write sentences, talk about their writing and read it aloud.</li> </ul>		
<p><b>End of Year 2</b></p> <ul style="list-style-type: none"> <li>• Develop spelling including homophones, exception words, contractions and suffixes.</li> <li>• Form letters of relative size and orientation, use diagonal and horizontal strokes.</li> <li>• Have a positive attitude to writing and increasing stamina.</li> <li>• Plan, say out loud, jot down ideas and share what they want to write before writing.</li> <li>• Make additions, revisions and corrections to their writing.</li> <li>• Read their writing aloud and with meaning and intonation.</li> <li>• Develop understanding of punctuation e.g. commas, apostrophes for contracted forms.</li> </ul>		
<p><b>End of Year 4</b></p> <ul style="list-style-type: none"> <li>• Spell further prefixes, suffixes, homophones, possessive apostrophe and use a dictionary.</li> <li>• Join letters accurately and know which to leave un-joined.</li> <li>• Develop legibility, consistency and quality of handwriting.</li> <li>• Plan writing by using examples, discussing and recording ideas.</li> <li>• Write by rehearsing, using paragraphs, settings, characters, plot and organisational devices in non-fiction writing.</li> <li>• Evaluate and edit writing, suggest improvements and improve consistency</li> <li>• Proofread for spelling, punctuation and read aloud using appropriate intonation.</li> <li>• Use a wider range of concepts e.g. fronted adverbials, prepositions and present perfect.</li> <li>• Use of other punctuation including direct speech and commas after fronted adverbials.</li> </ul>		
<p><b>End of Year 6</b></p> <ul style="list-style-type: none"> <li>• Develop spelling including silent letters, using dictionaries for meaning and a thesaurus.</li> <li>• Write legibly, fluently and with increasing speed.</li> <li>• Plan writing by identifying the audience, developing ideas and using narratives.</li> <li>• Draft and write e.g. by integrating dialogue and building cohesion across paragraphs.</li> <li>• Evaluate and edit e.g. by ensuring the correct tense, proposing changes to create effect.</li> <li>• Develop understanding of concepts e.g. passive verbs and modal verbs.</li> <li>• Indicating grammatical features e.g. using hyphens, colons and dashes.</li> </ul>		
<p><b>Children will leave St Edward's as writer who:</b></p> <ul style="list-style-type: none"> <li>• Can effectively and confidently communicate and express themselves in writing.</li> <li>• Enjoy writing</li> <li>• Write with care and with the reader in mind.</li> <li>• Use these skills in all areas of learning.</li> </ul>		